

AC AIRLOCK

KIT FOR WINDOWS

Air conditioner accessories

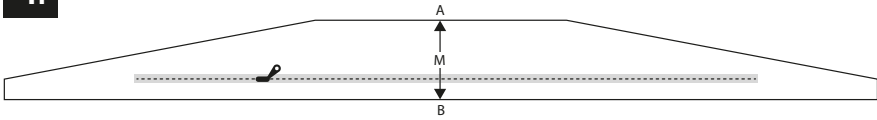
User manual



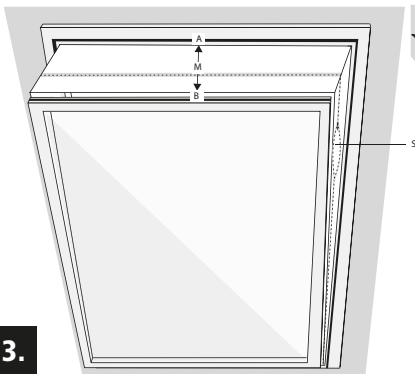
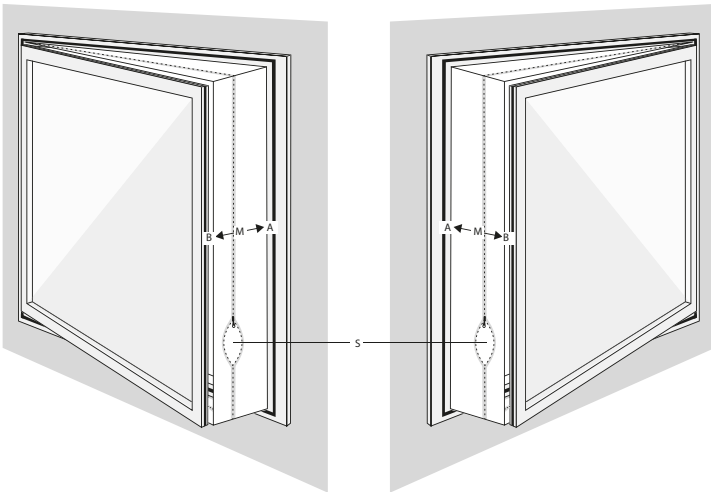
Setting

1. Mark the middle (M) of the window seal (Fig. 1).
2. Mark the middle of the window frame and the casement (Fig. 2-4) (Figure 2 shows an open window, Figure 3 a tilted window and Figure 4 an open skylight).
3. Stick the Velcro tape to the front side (in most cases 1 cm wide) of the casement or to the inner surface of the casement (where the window handles is attached.)
4. First fasten side A, then side B, starting in the middle and working all the way to the left and right.
5. **IMPORTANT!** When fastening, point A must be exactly opposite point B.
6. When closing the window take care that the seal is not jammed between the casement and window frame.
7. Open the zip preferably at the positions marked with «S» and attach the exhaust air hose.

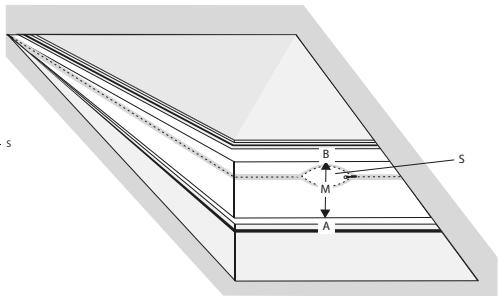
1.



2.



3.



4.