

## iQ700, Built-in oven with steam function, 60 cm, Stainless steel HS658GES7B



Shorten your cooking time thanks to fast preheat and coolStart. And remote your oven from anywhere with Home Connect.

- ✓ Home Connect: Allows access and control your oven, no matter where you are - with the easy-to-use Home Connect App
- ✓ fast preheat: reach the required baking temperature sooner; coolStart: no need to preheat the oven for deep frozen food.
- ✓ TFT Touchdisplay Plus: clear text display and intuitive operation.
- ✓ The full steam function: making it simple to cook healthy and delicious meals
- ✓ roastingSensor Plus: simply reliable roasting.

### Features

#### Technical Data

Color / Material Front : Stainless steel

Construction type : Built-in

Door opening : Drop down

Required niche size for installation (HxWxD) : 585-595 x 560-568 x 550

Dimensions of the product (mm) : 595 x 594 x 548

Dimensions of the packed product (HxWxD) (mm) : 670 x 660 x 690

Control Panel Material : Stainless steel

Door Material : Glass

Net weight (kg) : 42.302

Approval certificates : CE, VDE

Length of electrical supply cord (cm) : 120

EAN code : 4242003865767

Current (A) : 16

Voltage (V) : 220-240

Frequency (Hz) : 50; 60

Plug type : no plug

Approval certificates : CE, VDE

Number of cavities (2010/30/EC) : 1

Usable volume (of cavity) - NEW (2010/30/EC) : 71

Energy efficiency class (2010/30/EC) : A+

Energy consumption per cycle conventional (2010/30/EC) : 0.87

Energy consumption per cycle forced air convection (2010/30/EC) : 0.69

Energy efficiency index (2010/30/EC) : 81.2

### Optional accessories

HZ915003	Glass roasting dish, 5,4 L
HZ66X650	Cover Strip
HZ664000	Baking and roasting grid (steam)
HZ638D30	3 level telescopic rails, full ext, steam
HZ638D10	1 level telescopic rail, full ext, steam
HZ636000	Glass pan
HZ631070	Baking tray, anthracite enamelled
HZ625071	Grill tray, anthracite enamelled
HZ531010	Baking tray, non-stick ceramic coated
HZ327000	Baking stone



## iQ700, Built-in oven with steam function, 60 cm, Stainless steel HS658GES7B

### Features

#### Design

- 5.7" TFT touchDisplay Plus
- Enamel anthracite
- Drop down oven door, softClose, softOpen
- Multilevel LED Illumination, LED light, Light on/off when door opened/closed
- 5 shelf positions in oven
- Stainless steel control dial
- Bar handle

#### Features

- Digital temperature display with proposal Actual temperature display Heating-up indicator Sabbath setting
- Control panel lock Automatic safety switch off Residual heat indicator Start button Door contact switch
- WLAN - Home connect enabled
- cookControl Plus
- bakingSensor roastingSensor Plus
- Electronic oven clock timer
- Tank empty indicator
- Integral cooling fan

#### Cleaning

- EcoClean Direct : ceiling, back panel, side liners
- ecoClean programme
- Full glass inner door

#### Programmes/functions

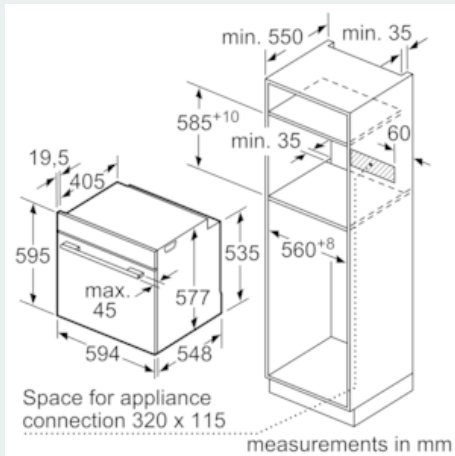
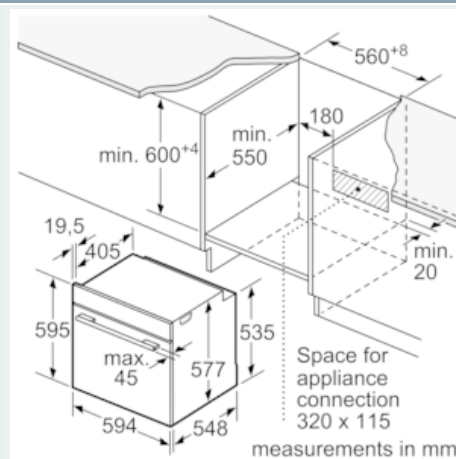
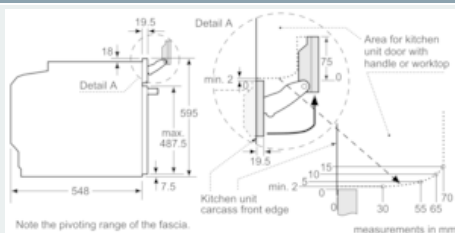
- Combi-steam oven with 15 PC heating methods: 4D hot air, hotairGentle, conventional top & bottom heating, Conventional heat Gentle, hot air grilling, full width grill, half width grill, Pizza setting, coolStart, bottom heat, intensive conventional heat, low temperature cooking, keep warm, dehydrate, plate warming
- Additional heating methods with steam: steam, reheating, Dough proving, defrost
- Additional functions: Descaling programme Drying function autom. boiling point detection
- Fast preheat
- 1 x enamel baking tray, 1 x steam container, punched, size S, 1 x steam container, punched, size XL, 1 x steam container, unpunched, size S, 1 x grid, 1 x universal pan
- Cavity with shelf support rails

#### Technical information

- Energy efficiency rating (acc. EU Nr. 65/2014): A+ Energy consumption per cycle in conventional mode: 0.87 kWh Energy consumption per cycle in fan-forced convection mode: 0.69 kWh Number of cavities: Main cavity Heat source: electrical Cavity volume: 71 litres
- 1 l Water tank capacity:
- Location of water tank: Outside cavity
- Total connected load electric: 3.45 KW
- Nominal voltage: 220 - 240 V
- 120 cm Cable length
- Temperature range 30 °C - 250 °C
- Appliance dimension (hwxwd): 595 mm x 594 mm x 548 mm
- Niche dimension (hwxwd): 585 mm - 595 mm x 560 mm - 568 mm x 550 mm
- Please refer to the dimensions provided in the installation manual

iQ700, Built-in oven with steam function, 60 cm, Stainless steel  
HS658GES7B

Dimensioned drawings



If the appliance will be installed underneath a hob, the following worktop thicknesses (including substructure if necessary) must be taken into account.

Hob type	min. worktop thickness	
	fitted	flush
Induction hob	37 mm	38 mm
Full surface Induction hob	47 mm	48 mm
Gas hob	30 mm	38 mm
Electric hob	27 mm	30 mm